	<h1>Product Specification</h1>
Model: ISTO-P1625H12T	RoHS
Revision: original version	Effective Date: 2016-08-16
Customer:	Page 1 of 6

Content

	page
Revision	1
1 Applications.....	1
2 Features.....	1
3 Technical Specifications.....	1
4 Mechanical Drawing	2
5 Beam Pattern	2
6 Test Circuit	3
7 Reliability Test.....	4
8 Caution in Use.....	5
9 Note.....	5
10 Packaging Details.....	6

Revision

The first version.

1 Applications

Mainly used for ultrasonic ranging, smoke detector, parking system, robot R&D, liquid level measurement and so on.

2 Features

- 2.1 Transmitter: "T" mark on housing
- 2.2 Compact and light weight
- 2.3 High sound pressure level
- 2.4 Less power consumption
- 2.5 High reliability



3 Technical Specifications



Product Specification

Model: ISTO-P1625H12T

RoHS

Revision: original version

Effective Date: 2016-08-16

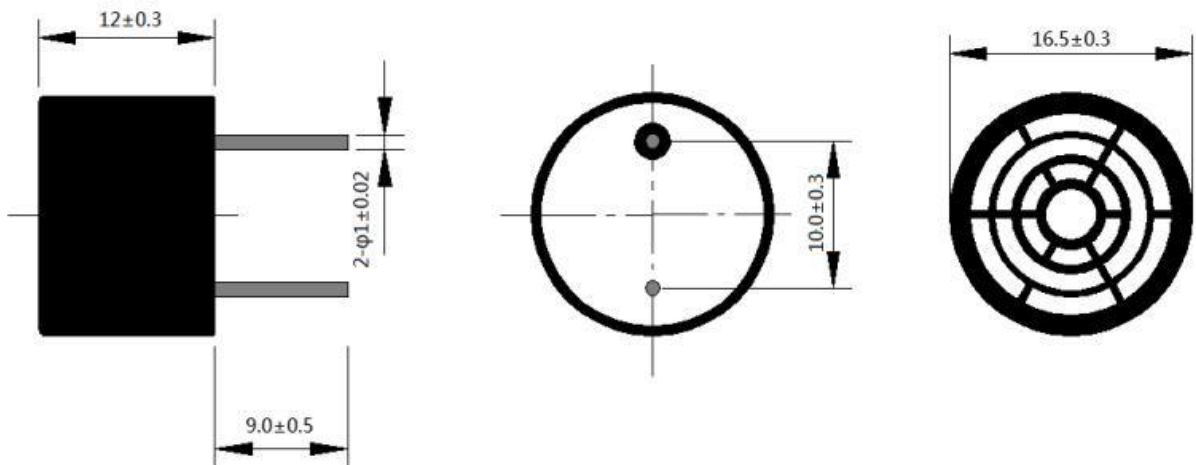
Customer:

Page 2 of 6

Item	Value
Using method	Transmitter
Center frequency	25±1KHz
Sound pressure level	115dB (10V/30cm/sine wave)
Directivity	80deg
Capacitance	2600pF±20%@1KHz
Operating temperature	-30 to +85°C
Measure distance	0.2~12m
Metals of case	Plastic
Weight	2.0g

4 Mechanical Drawing

units:mm



5 Beam Pattern



Product Specification

Model: ISTO-P1625H12T

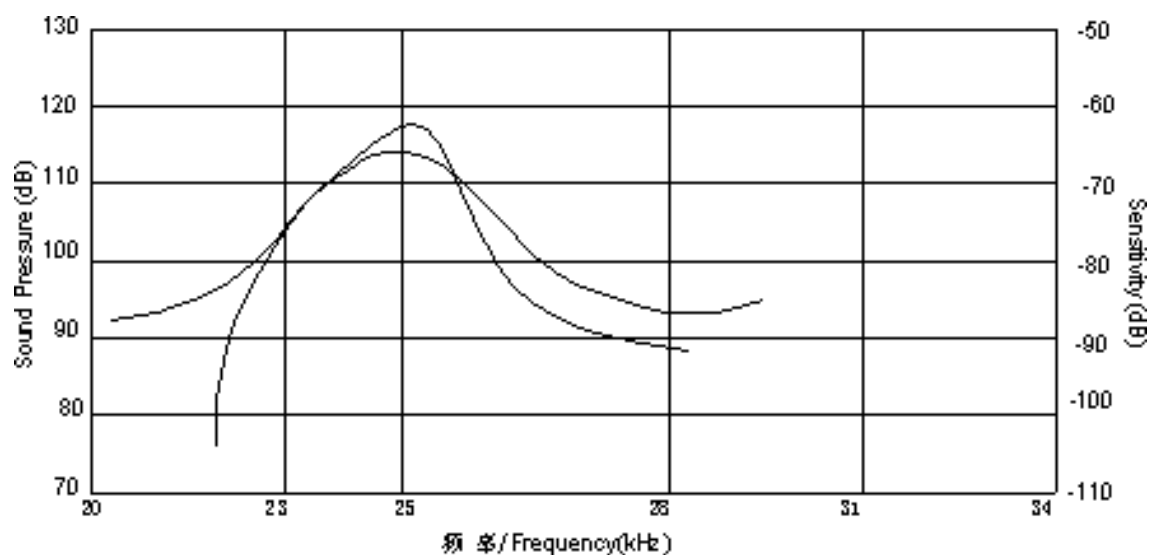
RoHS

Revision: original version

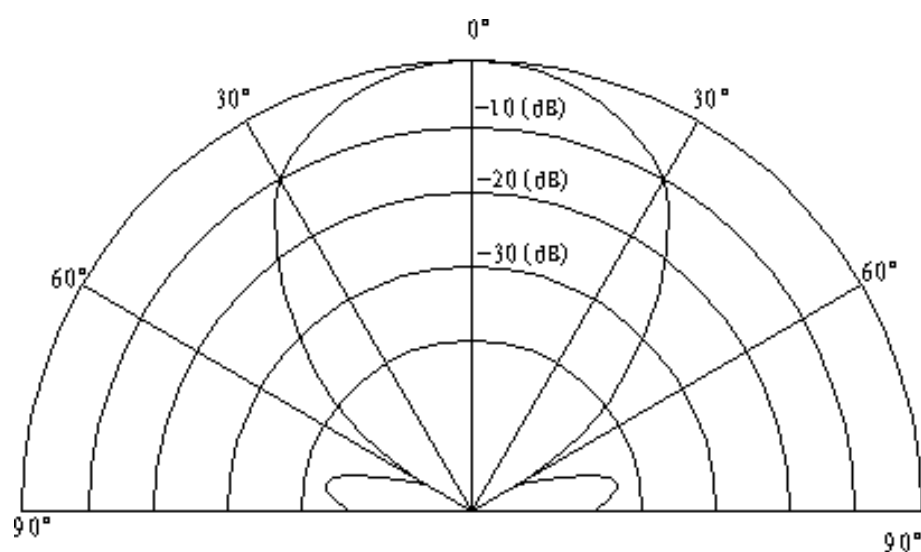
Effective Date: 2016-08-16

Customer:

Page 3 of 6




频率特性图/Frequency Characteristics

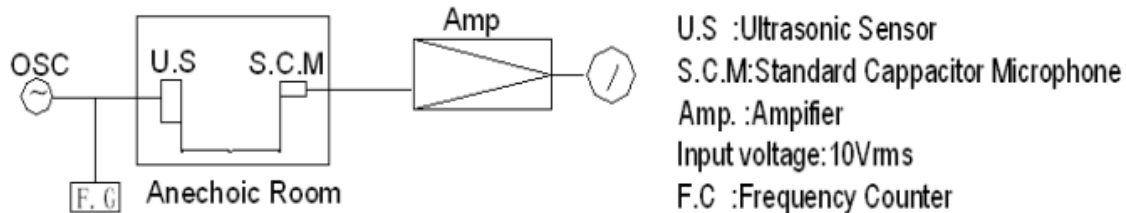


Directivity in Overall Sensitivity

6 Test Circuit

	<h1>Product Specification</h1>
Model: ISTO-P1625H12T	RoHS
Revision: original version	Effective Date: 2016-08-16
Customer:	Page 4 of 6

Transmitter



7 Reliability Test

- | | |
|--|-----------------------|
| 7.1 High Temp. Life Test | |
| Temperature | +85±3℃ |
| Duration | 100 hrs |
| 7.2 Low Temp. Life Test | |
| Temperature | -40±3℃ |
| Duration | 100 hrs |
| 7.3 Heat Cycle Test | |
| Temperature | +85±3℃ 1hour |
| | -40±3℃ 1hour |
| Cycles | 10 cycles |
| 7.4 Humidity Test | |
| Temperature | +60±2℃ |
| Relative Humidity | 90~95% |
| Duration | 100 hrs |
| 7.5 Vibration Test | |
| Vibration Frequency | 10~55Hz |
| Sweep Period | 1.5 min |
| Direction | x,y&z |
| Time | 2 hours/direction |
| 7.6 Shock Test | |
| Acceleration | sine 100G |
| Direction | x,y&z |
| Shock Time | 3 times/direction |
| 7.7 Drop Test | |
| Height | 1 m on concrete floor |
| Times | 2 times |
| 7.8 Connector Soldering Check: | |
| Immersing terminal up to 1mm below in soldering bath at 260℃ 10 Seconds. | |
| Notice: | |



Product Specification

Model: ISTO-P1625H12T	RoHS
Revision: original version	Effective Date: 2016-08-16
Customer:	Page 5 of 6

The variation of the S.P.L at 40KHz is within 2dB compared with initial figures at 25°C in 24 hours after above test conditions.

8 Caution in Use

8.1 Please avoid applying an excessive stress to the transducer because it might be damaged.

8.2 The transducer may generate surge voltage by mechanical or thermal shock. Care should be taken to protect from it in designing your application circuit.

8.3 Please do not apply DC voltage to the transducer.

8.4 Please do not use the transducer in water.

8.5 The piece of sensor may be damaged by force pressure from back of sensor.

8.6 Please well evaluate the painting and electrical characteristic for your coating.


8.7 When used to distinguish between positive and negative.

9 Note

9.1 Please make sure that your product has been evaluated in view of your specifications with our product being mounted to your product.

9.2 You are requested not to use our product deviating from the agreed specifications.

9.3 We consider it not appropriate to include any terms and conditions with regard to the business transaction in the product specifications, drawings or other technical documents.

	<h1>Product Specification</h1>
Model: ISTO-P1625H12T	RoHS
Revision: original version	Effective Date: 2016-08-16
Customer:	Page 6 of 6

10 Packaging Details

